










## CONGRATULATIONS ON YOUR NEW CAT!

Here are a few tips for you from our resident cat guru, Liz!

-  **LITTERBOX:** Unless your Adoption Counselor suggests differently, we advise using an open one so your new cat can get used to its new environment and the proper use of the litter pan.
-  **LITTER:** We use Fresh Step, but any litter will do. Make sure the litter is scooped every day and the box thoroughly washed out once a week.
-  **WET FOOD:** We feed our cats Friskies Turkey & Giblets pate (large can), but feel free to transition your cat onto another nutritious food. They get ½ of a can twice a day.
-  **DRY FOOD:** We feed our cats Purina Cat Chow dry food, but feel free to transition your cat onto another nutritious food. Please make sure there are no dyes in the food, or they will get upset tummies. They get ¼ cup of dry food.
-  **WATER:** Make sure fresh water is always available. **DO NOT GIVE CATS MILK!**
-  Keep your new cat contained in a room with a litter pan, food and water so s/he can acclimate to the new home environment. The cat can hang out with you when you are home, but when you're not home or sleeping make sure s/he is in the room you have created as a safe space until you notice the cat is confident to leave out all of the time.
-  Make sure your kitty has scratching posts or boards and toys to entertain him/herself when no one is home.



Thank you for adopting, and we are always here to help you!

914-941-2896, ext. 11, or [shelter@spca914.org](mailto:shelter@spca914.org)



**Let other potential adopter's know about your  
great experience today!**



*Please see the **Yelp** or **Google Review** links below:*



[Yelp.com/biz/spca-of-westchester-briarcliff-manor](http://Yelp.com/biz/spca-of-westchester-briarcliff-manor)



Search SPCA of Westchester and click the right  
side Google Reviews option.

Shop on Amazon with our special  
Amazon Smile code and we  
receive a donation!

Code: **Smile.amazon.com/ch/13-  
1740069**

**And remember to LIKE or Follow us on Social Media!**

[Facebook.com/SPCAofWestchester](https://Facebook.com/SPCAofWestchester)  
[Instagram.com/spcawestchester](https://Instagram.com/spcawestchester)  
[Twitter.com/SPCAwestchester](https://Twitter.com/SPCAwestchester)

## Congratulations!

**Welcome to the SPCA family and thank you for adopting your new family member.**



We are here for you and your new pet.

If you have any medical questions, please feel free to reach out to our clinic staff at

(914) 941-2896 ext. 10.

If you have any training or behavioral questions, please feel free to reach out to our Behavior and Enrichment Department at

(914)941-2896 ext. 24

Or via email to

[Trainer@spca914.org](mailto:Trainer@spca914.org)

## PLEASE DO NOT USE CLUMPING LITTER WITH KITTENS!

HERE ARE SOME OF THE REASONS WHY:

1. Clumping litter is designed to form a hard, insoluble mass when it gets wet. It also produces a fine dust when stirred (as when a cat scratches around to bury a recent deposit). And these clumping litters absorb many times their weight in fluids.
2. When cats or kittens use the litter box, they lick themselves clean; anything their tongues encounter gets ingested. Kittens especially tend to ingest a lot of litter when they are first learning to use the box.
3. Once the litter is inside a kitten or cat, it expands, forming a mass and coating the interior-thus, both causing dehydration by drawing fluids out of the cat or kitten, and compounding the problem by preventing any absorption of nutrients or fluids.
4. Ingestion of **clumping** clay-based **litters** can cause gastrointestinal upset or even an intestinal blockage in little kittens.



# INTRODUCING YOUR CAT TO A NEW DOG

## Dog and cat looking at each other

Many dogs and cats get along very well. Dogs who are gentle and friendly and are not squirrel-chasing, predatory types can be great housemates with cats. Even dogs that chase small prey outdoors can often learn not to chase or harm cats indoors once they have grown accustomed to their household cats as family members. Although you should carefully prepare and supervise your new dog, you should have little trouble integrating him into your household if he's lived peacefully with a cat before or if your cat has lived with a dog. But keep in mind that dogs and cats, like people, need time to get to know each other. If they have never seen each other before, they probably won't be instant friends.

## Know What to Expect

Dogs that have never lived with cats usually react to them one of three ways:

**Play:** Your new dog might treat your cat like another dog and try to play with her, particularly if your dog is young and your cat is inquisitive and approaches him. If your cat is young and your dog is small, this interaction can lay the groundwork for a strong, relationship between the two. However, it's more common for cats to react defensively to an invitation to play from a strange dog—or even a new, young cat. Cats generally don't play as rambunctiously as dogs, and dogs often chase and bite during play. If your cat is older or your new dog is large, your dog's playful behavior can be even more problematic. Play between dogs and cats should be closely monitored. Playful dogs often don't respond appropriately to a cat's signals to stop, and the tension or aggression between the two can escalate rapidly, causing the cat distress and putting her in danger. Keep in mind that a dog can kill a cat easily, even in play. And a scared or angry cat can use her claws to seriously injure a dog.

**Prey:** Unfortunately, dogs often perceive cats as prey. This is especially likely if your cat runs when she sees a dog. Your new dog might respond to your cat's movement as he would to the movement of a fleeing prey animal. He might chase and even kill your cat. Similarly, cats that have never lived with dogs will likely view them as predators and will run or become defensively aggressive.

**Cautious interest or avoidance:** An older or quieter dog might be intimidated by your cat, particularly if she's young or rambunctious. He might approach your cat cautiously or watch her from a distance and avoid her whenever possible. Cats that have never lived with dogs generally react to them one of three ways: Cautious interest, avoidance, or defensive antagonism.

## How to Set Up Safe, Successful Introductions

It's up to you to protect your cat and set up introductions carefully so that she feels safe and has a pleasant experience getting acquainted with your new dog.

## Here are some suggestions for making the most of introductions:

Trim your cat's claws to keep the interaction as safe as possible for your new dog. First impressions are important to a cat, so you want the initial meetings to be as stress-free as possible for her.

At first, confine your new dog to a room using a baby gate. Don't restrict your cat or change her environment any more than necessary. You can start to introduce your cat and your dog near the doorway to that room, with the baby gate between them.

To prepare for this first meeting, start by taking your dog outside and running him around to help him work off a bit of energy. Bring delicious treats that your new dog will love, like bite-sized pieces of chicken or cheese. Practice sit, down and stay after he's run around for a while and seems to be getting tired. Then bring him inside and put him in his room, behind the baby gate.

Next, fill your pockets with your cat's favorite treats. If your new dog is rambunctious, put his leash on him and have someone on his side of the gate to handle the leash. Sit in front of the door and call your cat. Have your dog lie down or sit to keep him from behaving threateningly as she approaches. When your cat comes, toss her a treat. Praise and treat your dog as well if he behaves calmly in her presence. Do this several times each day for a couple of days. This way, your cat will associate your dog with delicious treats and vice versa. If your dog overreacts to your cat and does something that makes your cat back away from him, distract him and get his attention focused on you. Avoid accomplishing this by using leash corrections. Instead, get your dog's attention by asking him to sit or lie down. Use treats to reward him for his fabulous obedience when something as interesting and distracting as your cat is nearby! Your cat should be free to approach the baby gate and get closer to your dog or to retreat if she wants to. Reward her any time she approaches the baby gate by tossing her treats.

Let your cat set the pace. Never attempt to force any interactions by holding your cat, putting her into a crate or carrier or restricting her movement in any way. If she doesn't seem afraid of your dog, or if she even tries to jump over the gate to see him, you can introduce them in your living room or another large room with your dog on leash. Once you're in the larger room, make sure your cat can get away from your dog during the introduction. She should have the freedom and room to retreat, run and hide, slip beneath a piece of furniture where the dog can't follow, or jump up on something that puts her above your dog. Continue introductions until your pets interact in a calm, friendly manner. Cats often bat at a dog they accept with their claws sheathed or rub against him, and dogs respond by gently nudging back or offering a play bow. Keep your dog on-leash during these introductions in the living room and for the first couple of weeks. Allow the leash to be loose, but hold it firmly in case your dog decides to try to chase your cat.

When you're not around or can't directly supervise, keep your cat and dog confined in separate areas of your house. Most dogs and cats can share a home in harmony once they have gradually become accustomed to each other over time. However, if your dog chases your cat or ever shows intolerance toward your cat in your presence—such as growling when she walks past while he's chewing a bone or being petted by you—keep them separated in your absence. Your dog should not have access to your cat's litter box. If he does, it will be highly stressful to your cat, and your dog might eat the feces and litter. To prevent your dog from eating your cat's food, consider feeding her on a high surface, like a windowsill, a dresser, and a shelf or cat tree furniture.

**\*\*If you are having problems with this behavior, please email our trainers at [trainer@spca914.org](mailto:trainer@spca914.org)**